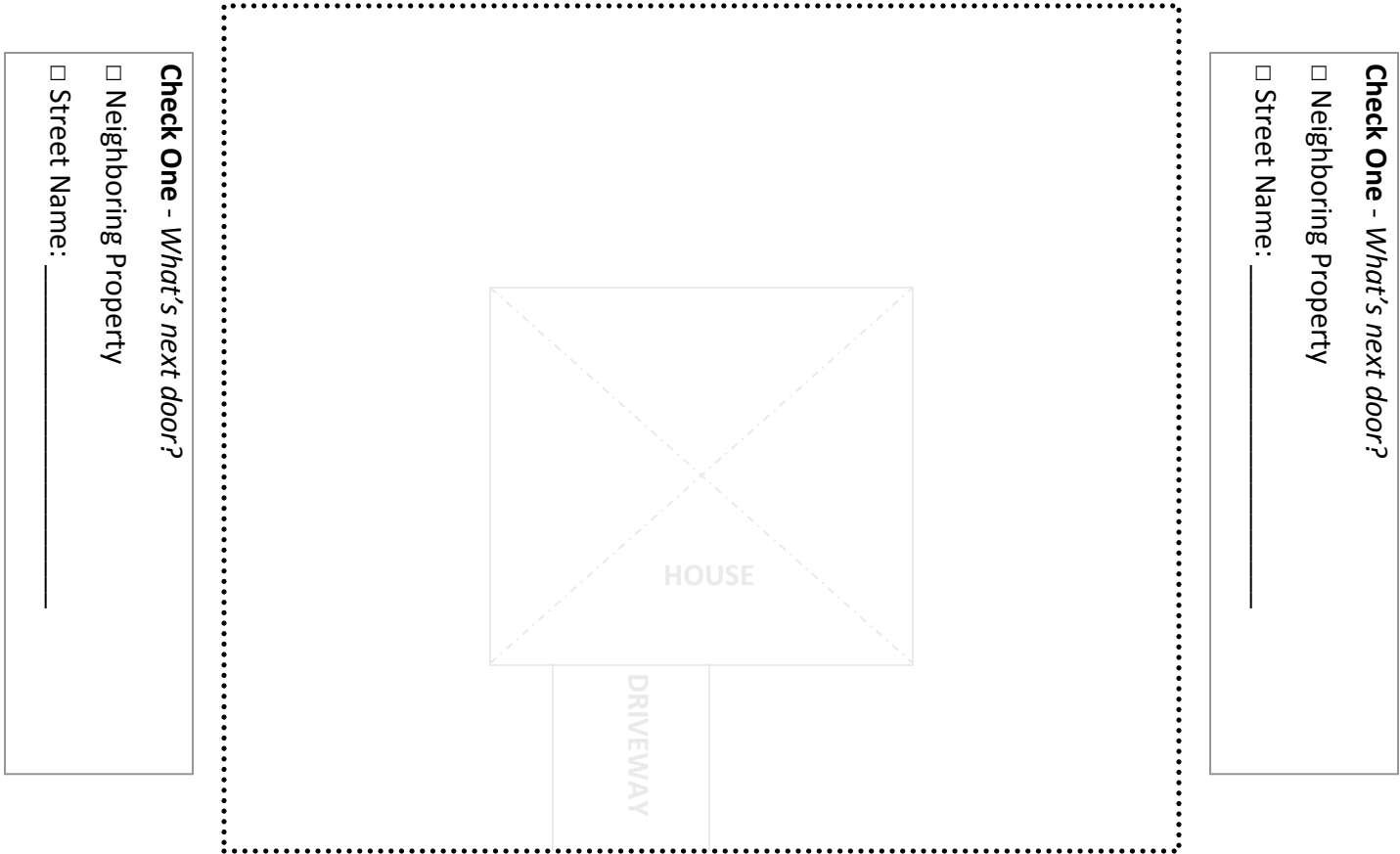


STANDARD FENCE SITE PLAN (Residential Only)

LEGEND		
.....		Property Line
[Hatched Box]		ROW (Right of Way)
—————		Proposed Fence
= = = = =		Proposed Gates
XXXXXXXXXXXXXXXXXXXXXXXXXXXX		Existing Fence



R O W

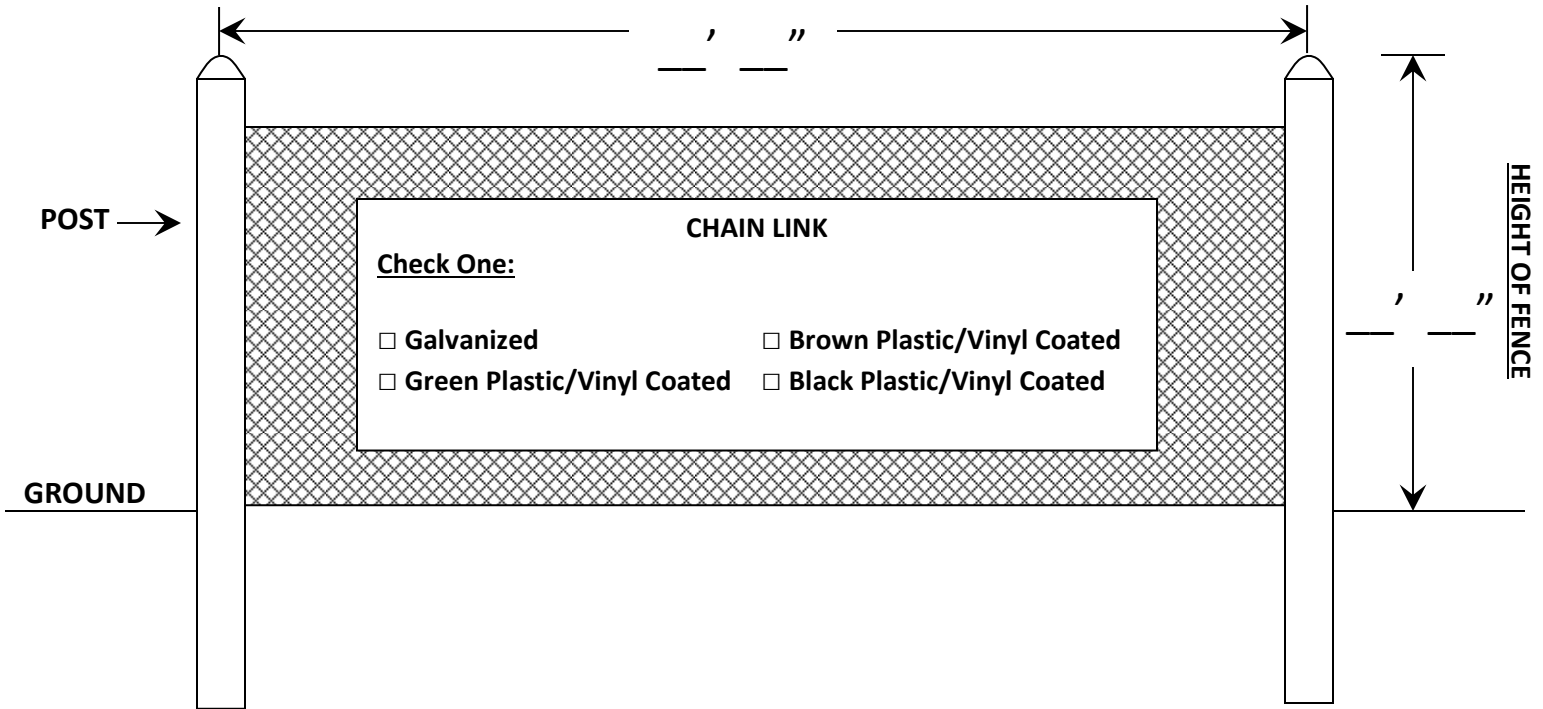
Street Name: _____

Refer to the Fence Permit Application & Checklist for a complete list of all items required to be shown on the Fence Site Plan.

1. No part of the fence or concrete shall encroach onto other properties
2. Must comply with all Land Use Regulations (City Code, Section 118.3.8)
3. Identify the location of all underground pipes and wires before you dig. Call 1-800-SUNSHINE.
4. A fence within a utility easement is the owner's responsibility during any utility construction.
5. All meters must be easily accessible for reading, testing or necessary repairs.

STANDARD FENCE DETAIL (CHAIN LINK ONLY)

DISTANCE BETWEEN POSTS (Maximum 10 feet)



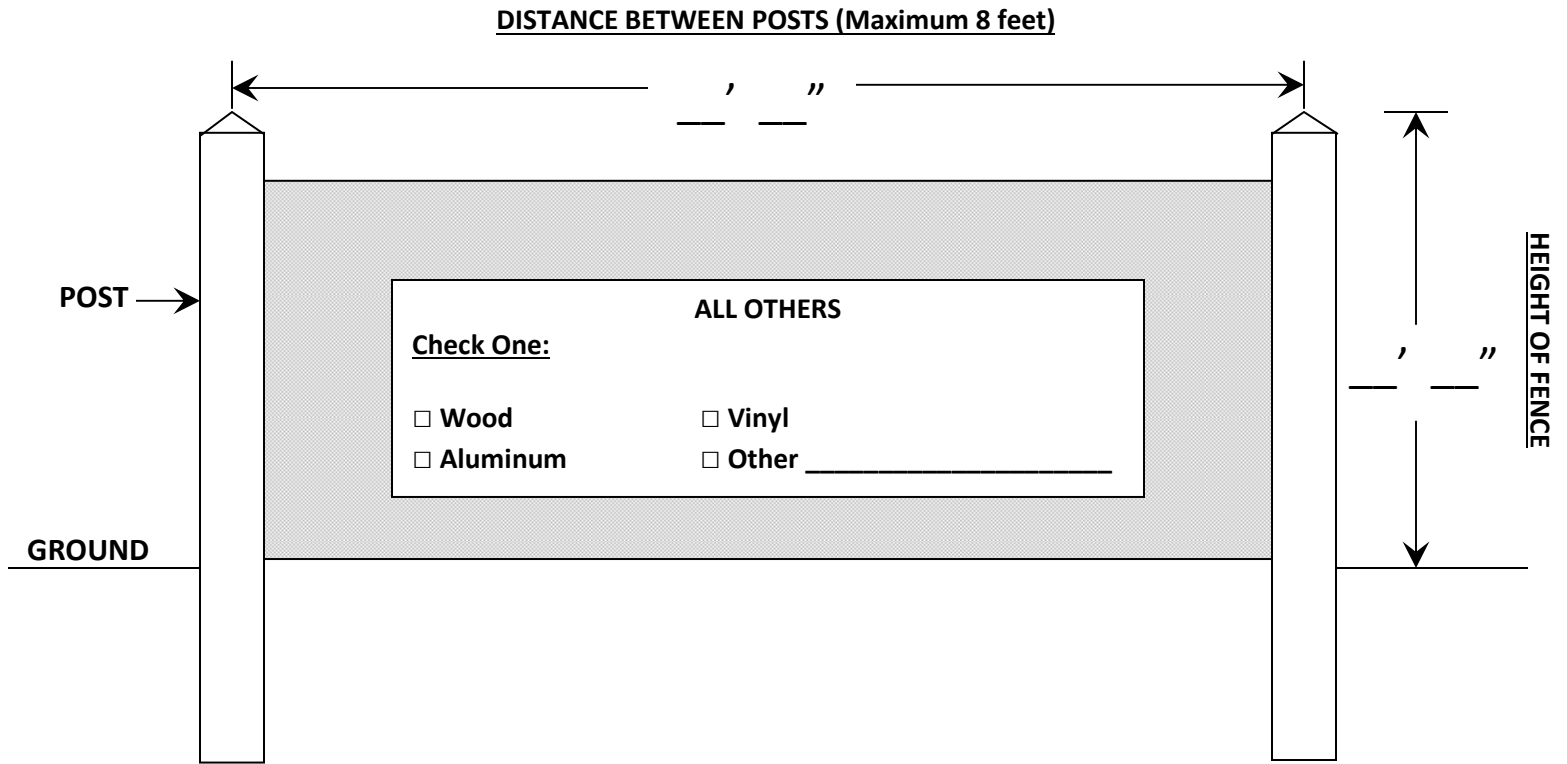
COMPLETE THE FOLLOWING INFORMATION

1. TOTAL LINEAL FEET OF PROPOSED FENCE _____
2. # OF PROPOSED GATES _____
3. WIDTH OF EACH PROPOSED GATE _____
4. DEPTH OF POSTS _____
5. SIZE OF POSTS _____
6. WILL POSTS BE SECURED WITH CONCRETE? YES NO

"These plans were prepared and shall comply with the Sixth Edition (2017) of the FBC, including section 1609, Wind Loads."

((NOT APPLICABLE TO POOL FENCES))

**STANDARD FENCE DETAIL
(ALL TYPES - EXCEPT CHAIN LINK)**



COMPLETE THE FOLLOWING INFORMATION

1. TOTAL LINEAL FEET OF PROPOSED FENCE _____
2. # OF PROPOSED GATES _____
3. WIDTH OF EACH PROPOSED GATE _____
4. DEPTH OF POSTS _____
5. SIZE OF POSTS _____
6. WILL POSTS BE SECURED WITH CONCRETE? YES NO

"These plans were prepared and shall comply with the Sixth Edition (2017) of the FBC, including section 1609, Wind Loads."

((NOT APPLICABLE TO POOL FENCES))

PLANNING DIVISION GUIDELINES
(Land Use Regulations – City Code 118.3.8)

RESIDENTIAL

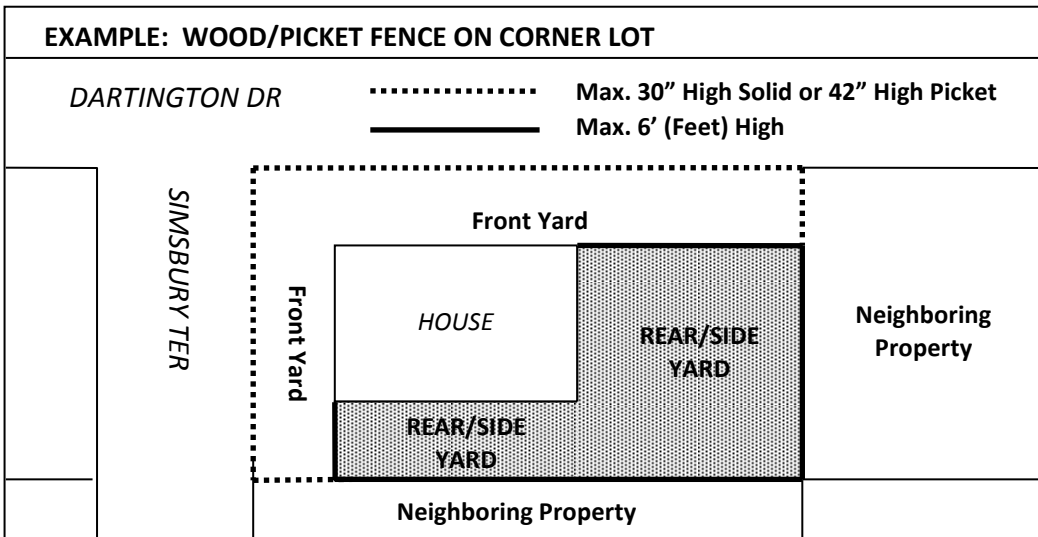
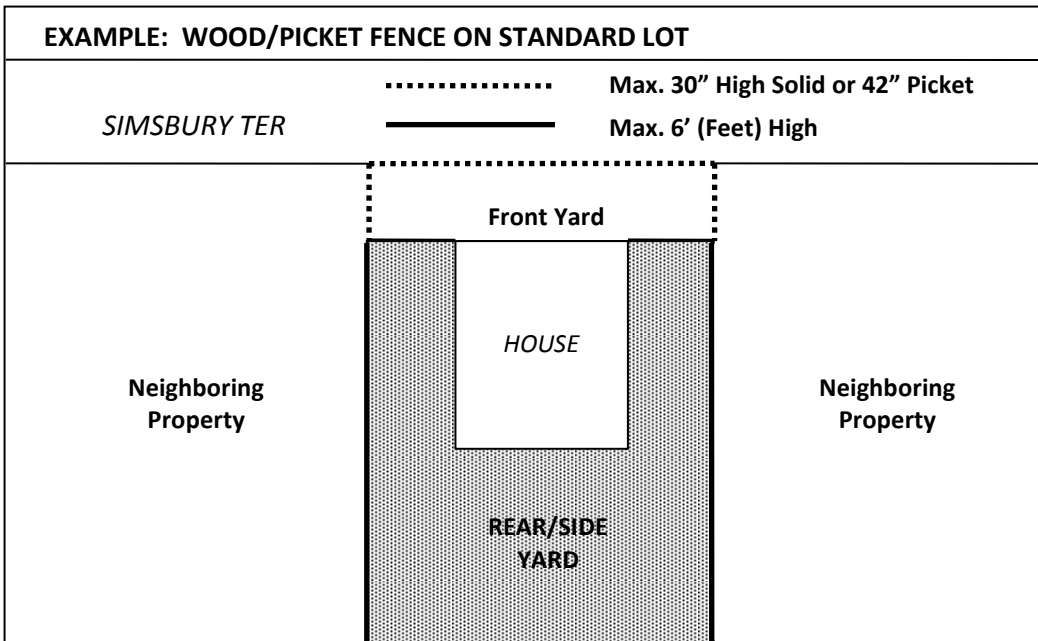
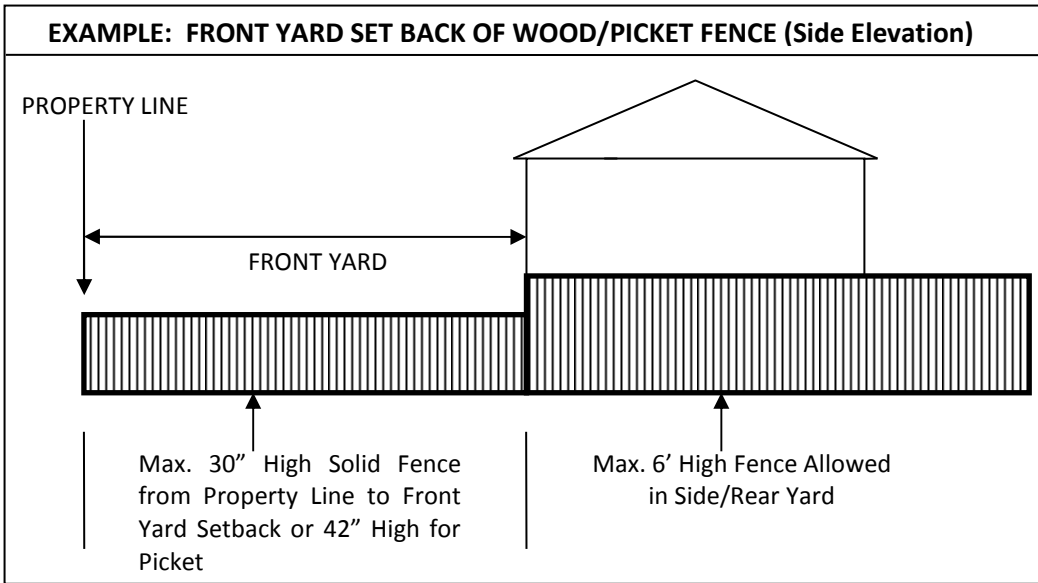
- Barbed, Electrical or Razor Wire are **prohibited**

- **Front Yard / Corner Lots** (*In the case of corner lots, all street frontages shall be considered the front yard*):
 - Only **ONE** fence type shall be permitted in the front yard
 - Fence of solid construction cannot exceed 30 inches in height, from the average ground level
 - Wire Fence (chain link) cannot exceed 6 feet in height, from the average ground level.
 - Wire Fences located in the NR-1, RS-E, RS-5 and RS-6 Zoning districts are **prohibited** in the front yard and on corner lots where the side is adjacent to a street.
 - Picket Fence cannot exceed 42 inches in height, from the average ground level, and must have a uniform void of 50% when viewed perpendicular to the fence.

- **Rear and Side Yard:**
 - No Fence of **ANY** construction can exceed 6 feet in height, from the average ground level
 - No more than three fence types shall be permitted per property
 - Width of columns for ornamental iron or decorative fences shall not exceed 24 inches
 - Wire Fence (chain link) cannot exceed six feet in height, from the average ground level
 - Picket Fence cannot exceed 42 inches in height, from the average ground level, and must have a uniform void of 50% when viewed perpendicular to the fence.

- **Waterfront Property:**
 - Wire Fence (chain link) may extend to the seawall and project three feet, zero inches, beyond.
 - Wire Fence (chain link) cannot exceed 6 feet in height, from the average ground level.
 - Wire Fences located in the NR-1, RS-E, RS-5 and RS-6 Zoning districts are **prohibited** in the front yard and on corner lots where the side is adjacent to a street.
 - Picket Fence cannot exceed 42 inches in height, from the average ground level, and must have a uniform void of 50% when viewed perpendicular to the fence.

SAMPLE OF WOOD/PICKET FENCE REGULATIONS



SAMPLE OF WOOD/PICKET FENCE REGULATIONS

